

Software Version 2.2

For OPMI® Pentero® and OPMI® Pentero® C

Carl Zeiss Surgical GmbH

A Carl Zeiss Meditec Company
73446 Oberkochen
Germany

Fax: +49 (0)7364 20-4823

Email: surgical@meditec.zeiss.com
www.meditec.zeiss.com/surgical

EN_30_011_8501

OPMI, Pentero and MediLive are registered trademarks of Carl Zeiss.

**New System Functions
and Enhancements**





Software Version 2.2

New System Functions and Enhancements

Light Management Safety Function

LIGHT

Mouth Switch with XY Adjustment

PIVOT

Expanded System Archive Function

ARCHIVE

DICOM Video Function*

DICOM

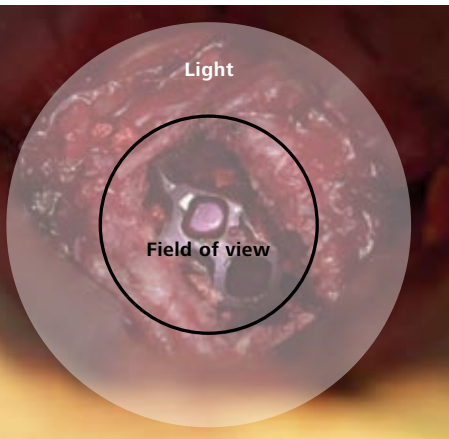
Enhanced User Defined Settings

MORE

* Function also available for MediLive® MindStream™

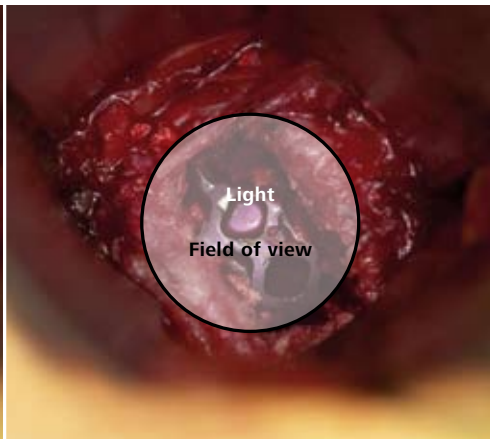
Automatic Iris Control

Not active



Field of view \neq light

Active



Field of view = light

Light Management Safety Function

Expanded microscope illumination feature

LIGHT

- The **Automatic Iris Control Function** limits the illumination to the observed field of view. This function helps to prevent inadvertent light exposure and overheating to the surrounding tissue.
- The **Automatic Zoom Link Function** ensures that the perceived light intensity – regardless of the zoom and diameter of the illuminated field – remains constant.

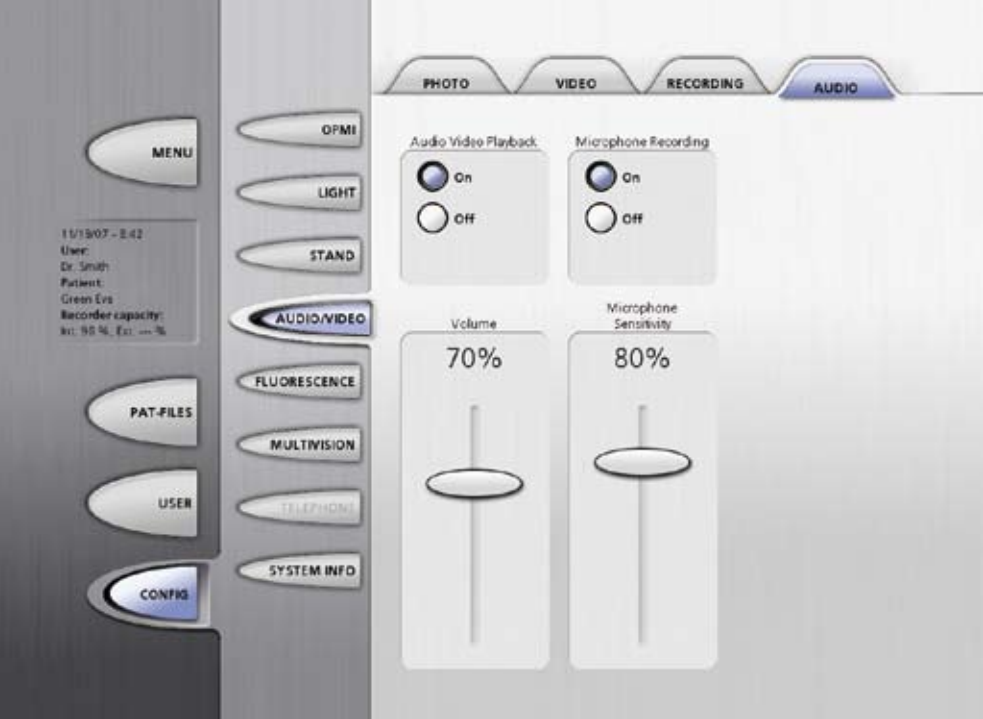


Mouth Switch with XY Adjustment

Mouth switch control with semi-pivot movements

PIVOT

- **Simultaneous use** of mouth switch and motorized XY adjustment. This function allows **planar and tilt movements** of the microscope head **without interruption**.
- The enhanced mouth switch control enables effortless repositioning of the microscope head without using the handgrip **optimizing surgical workflow**.




Expanded System Archive Function

Video documentation with simultaneous audio recording

ARCHIVE

- **Optimized** DVD digital **documentation**: up to 4 times faster.
- **Record videos with simultaneous audio directly in the OR** for easy export and playback. No intensive post-editing is necessary. Live procedure dictation at the touch of a button.
- No external add-ons or system components needed. OPMI Pentero's integrated platform has a built-in microphone and loudspeaker for immediate functionality.



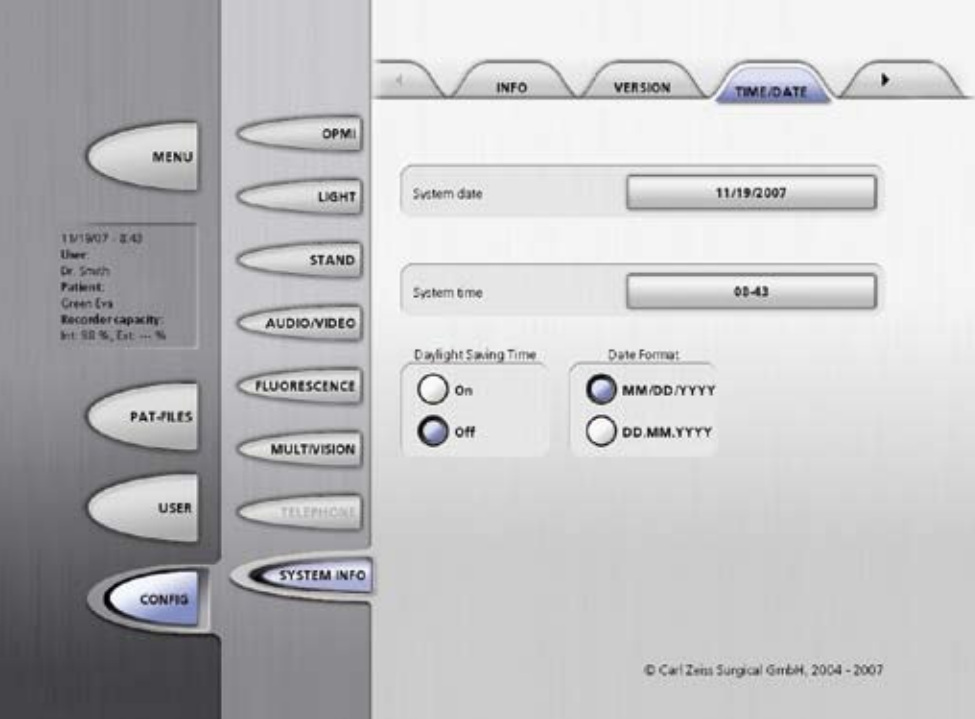
DICOM Video Function

Enhanced video archiving solutions

DICOM

- Document, download, save and **exchange video sequences in the DICOM format** between OPMI Pentero, OPMI Pentero C, MediLive MindStream and the hospital's PACS*.
- **Automatic video sequence link** and allocation to electronic **demographic patient data** file.
- **Simple and fast data transfer** in the DICOM format **via network**, CD, DVD or USB media device.

* PACS system must be compatible with DICOM video standard




Enhanced User Defined Settings

Configurable date & time settings

MORE

- **System time and date** can now be **set by the user** to ensure correct digital documentation stamp and, when needed, to reflect daylight savings time changes.*

* Also available on the MediLive MindStream system





Enhanced User Defined Settings

Color adjustment and INFRARED 800 video playback

MORE

- **User-defined settings to internal camera** can now be **set by the user** enabling personalized **color preference adjustment** and configuration.*
- Password-protected access for the color settings.
- **Improved** slow motion **INFRARED 800 video playback.**

* Requires special authorization