

Carl Zeiss Meditec



Road Show Switzerland

28 September 2010

Did you know that ...



CARL ZEISS MEDITEC

... **40 %** of the people will have Cataract, **5 %** Glaucoma and **10 %** AMD, that is 2/3 and the rest will have a refractive error (glasses)?



... **every second**, somebody goes blind due to AMD or glaucoma?

We provide ophthalmic systems which doctors can use to diagnose these diseases right from an early stage - helping them to prevent blindness.



An eye scan is carried out somewhere with these systems once every second.

... in the USA alone **13,000 people** die from brain tumors each year?

Our OPMI® Pentero® microscope has already been used for more than a million neurosurgery operations - helping to provide the best possible treatment.





1 Carl Zeiss Meditec at a glance

2 Financials

3 Looking to the future

Striving to improve people's life with innovations – fulfilling our strong brand promise



CARL ZEISS MEDITEC

We at Carl Zeiss Meditec aim to
make life better for as many people as possible.

MISSION

As all human beings have the right to **sight, mobility and an active life** – throughout their lives.

Our track record is 160 years of excellence in quality.

QUALITY

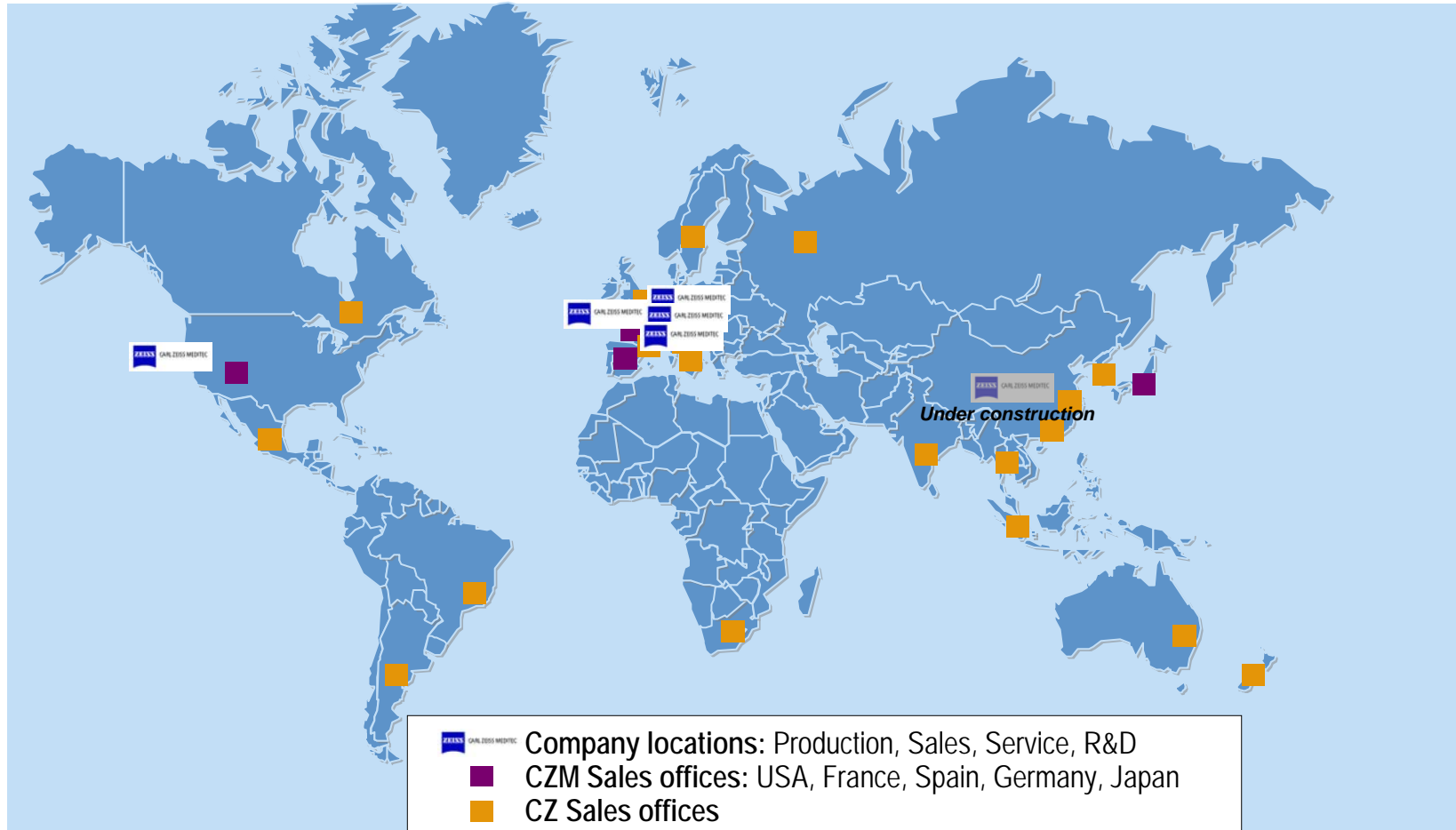
Throughout our company history we have created a large number of **gold standards in ophthalmology and microsurgery.**

Our brand is a truly valuable asset. On first sight it stands for the highest quality standards, precision and robustness, on second sight for simplicity, efficiency and value-added.

BRAND



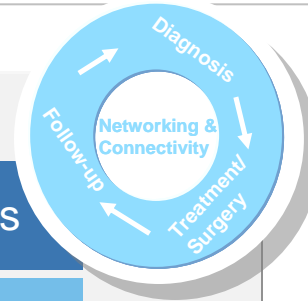
Broad international base – close to our customer and backbone for our innovation



Offering the most extensive portfolio in the industry – Maximizing customer benefit



CARL ZEISS MEDITEC



Customer group:

Hospitals, clinics,
ambulatory surgery centers

Private practitioners

Microsurgery



Surgical microscope
OPMI® Pentero®



Surgical microscope
OPMI® Sensera®



IORT:
INTRABEAM®

Surgical Ophthalmology



Femtosecond
laser system:
VisuMax®
(reported in SBU
Ophthalmology)



Surgical microscope
OPMI Lumera®
(reported in SBU
Microsurgery)



Intraocular lens
AT LISA

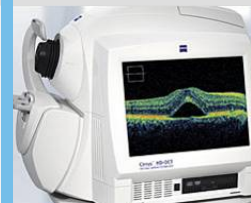
Ophthalmology



Optical biometry:
IOLMaster®





VISULAS
Trion



OCT:
Cirrus™ HD-OCT

My Home Entertainment Problem



I need a solution....



What does it mean in the Eye Care Practice & OR?

Introducing Specific Examples:



CARL ZEISS MEDITEC

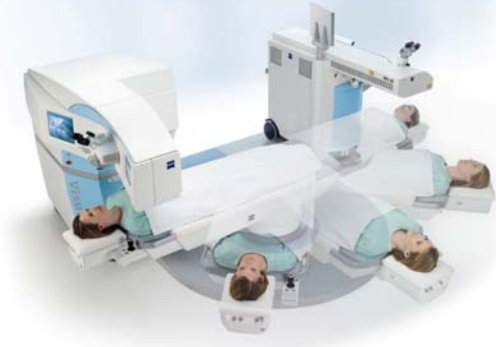
- ZEISS Ophthalmic Data Management Solution



- ZEISS Toric Solution



- ZEISS Refractive Laser Solution

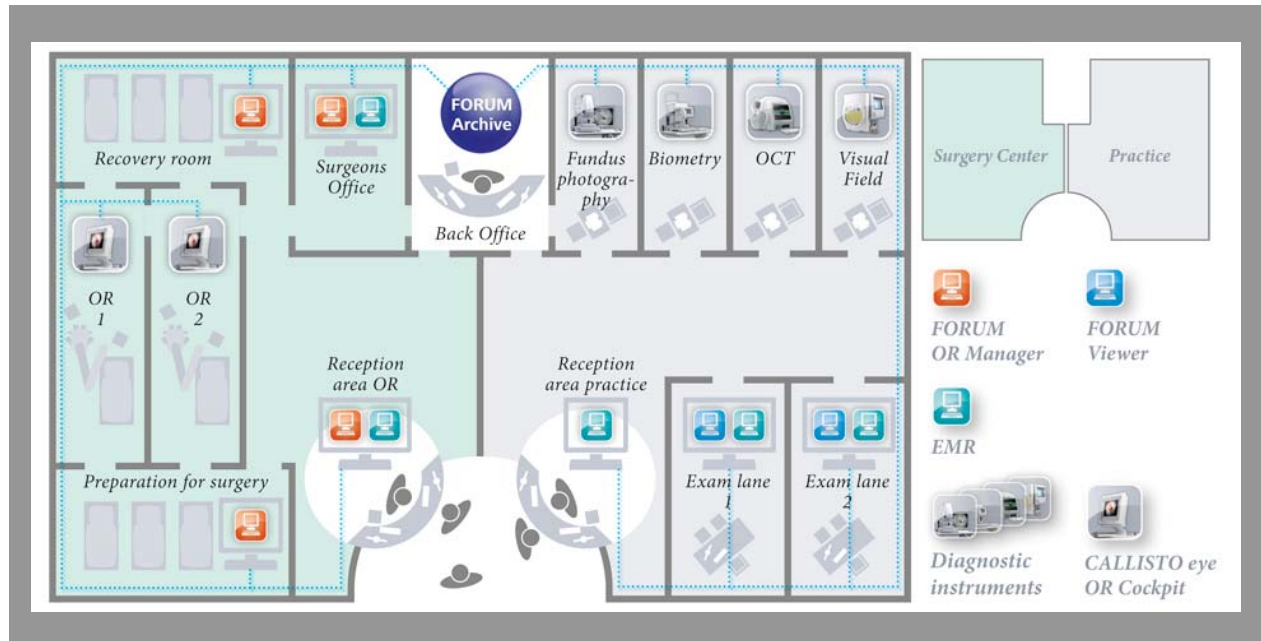


ZEISS Ophthalmic Data Management Solution

Enabling our customers a smooth workflow



CARL ZEISS MEDITEC



Benefits:

- Simplify ophthalmic image and data management
- Enhanced practice and surgery workflow
- Scalable to the needs of practices of every size and scope
- Use of the globally recognized DICOM standard
- Complement to Electronic Medical Record (EMR)

ZEISS Toric Solution


- what does it mean?

Surgeon Benefits:

- Integrated Workflow
- Enhanced predictability of refractive outcomes
- ZEISS premium toric IOLs –perfect solution for a wide range of patients
- Enhanced implantation process
- Accurate positioning of the toric IOL for excellent results

Patient Benefits:

- Excellent refractive outcomes, the possibility of life without glasses
- Optimal astigmatism correction for clear vision
- Diagnostic data available in the OR – the doctor has patient information at his fingertips



ZEISS VisuMax All-in-one

Entire procedure with just one device

Two possibilities:

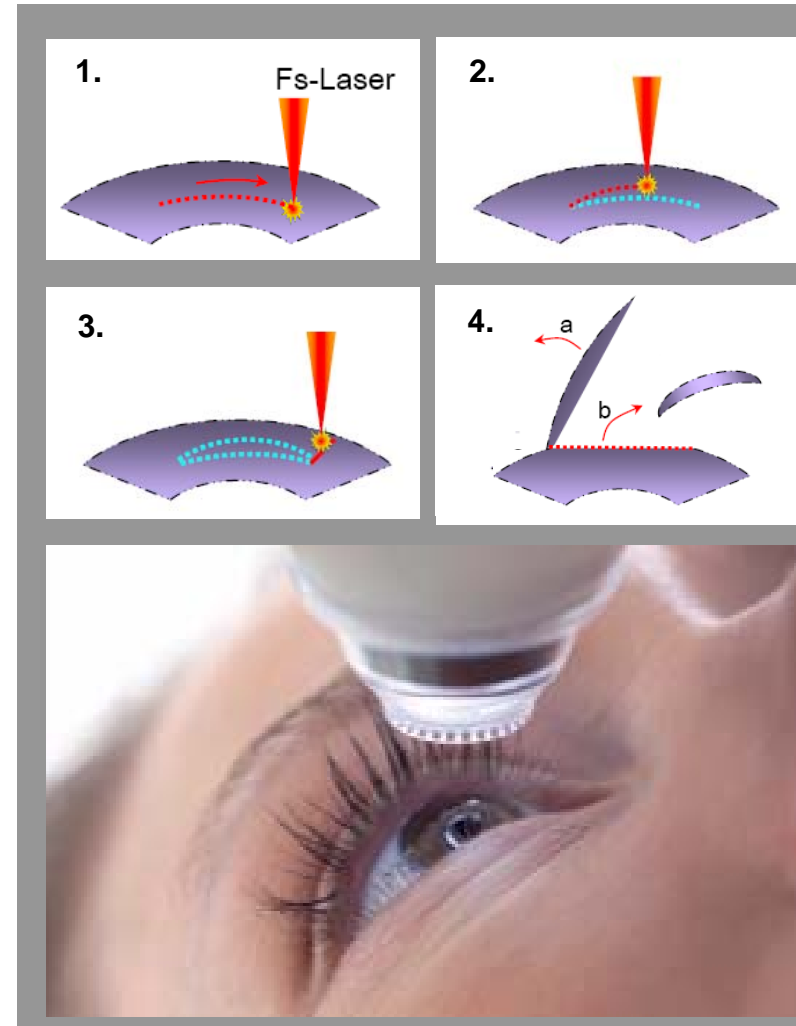
- **FLEX:** Femtosecond Lenticule Extraction
- **SMILE:** Small incision lenticule Extraction

Benefits to the doctor:

- Method is truly minimally invasive
- Method can be employed independently of individual corneal characteristics

Benefits to the patient:

- Direct treatment success & no dry eyes
- Optimal ergonometry





1 Carl Zeiss Meditec at a glance

2 **Financials**

3 Looking to the future

Strong Q3 accelerates positive development



CARL ZEISS MEDITEC

Key takeaways

- Ongoing **strong development in APAC**, further improvement in Americas, still some uncertainty in EMEA
- **YTD 9months: revenue increased by 2.6%** over PY (constant currency: +3.6%), **q-o-q: 20% up** over PY (constant currency: +14%)
- **Higher EBIT-margin** compared to PY due to better gross margin and stable cost position
- **Strong balance sheet** (> 320m Cash, 70 % Equity ratio, no debt)
- **Guidance**
Revenue for **FY 09/10 : 660m – 670m**, EBIT-margin: ca. 40BP above PY

Our Focus

Innovation. New markets. Customer care.

APAC region, SBUs Surgical Ophthalmology and Microsurgery are our growth drivers

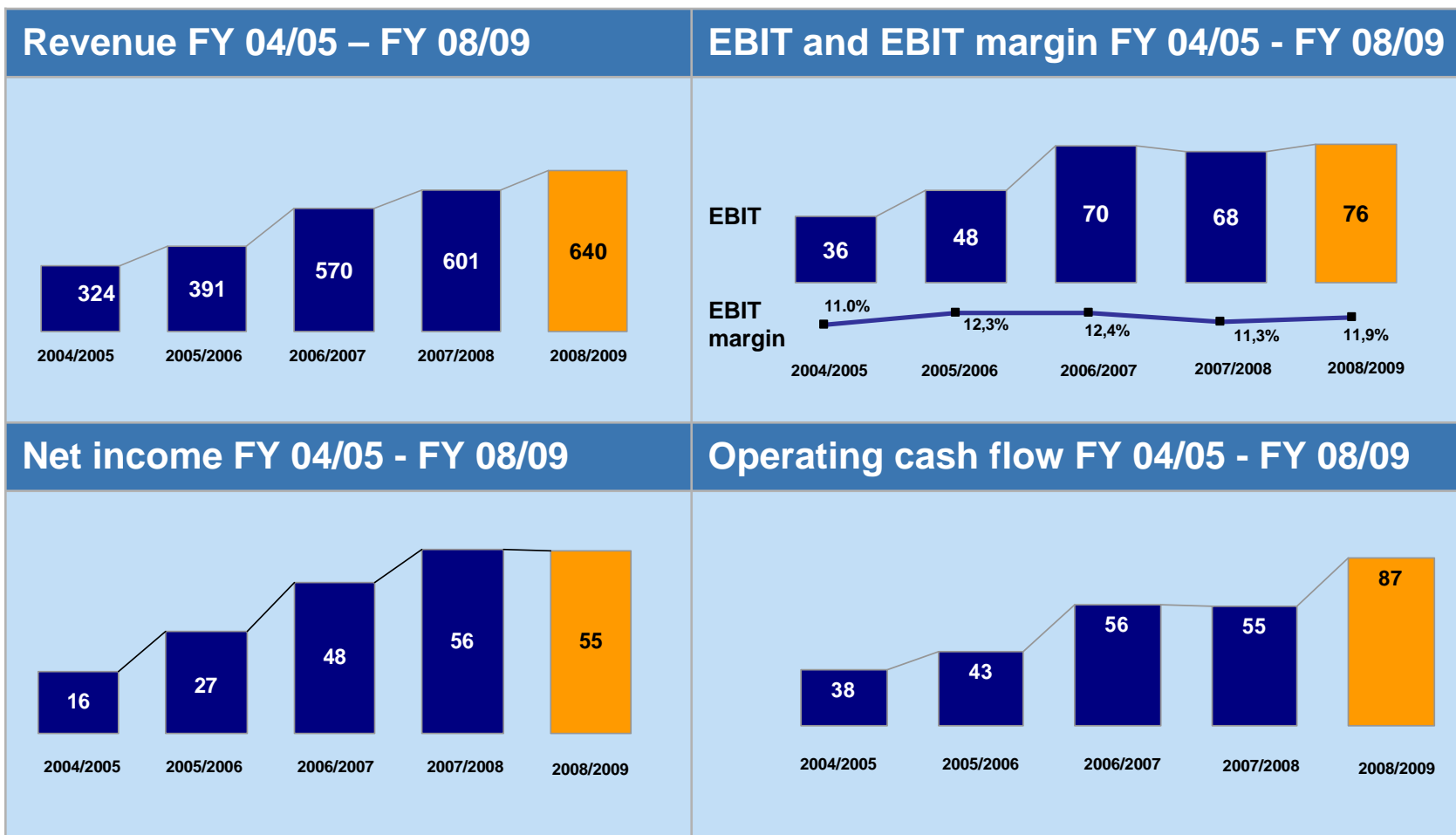


CARL ZEISS MEDITEC

Key financials / Background	9M 2008/09 and 9M 2009/10	Change
<ul style="list-style-type: none"> Overall good growth mainly driven by APAC, SBUs SO and MS Slightly negative currency translation effects from Euro vs. USD and Yen 	<p>Net sales</p>	<p>▲ +2.6%</p>
<ul style="list-style-type: none"> Increase in EBIT-margin due to COGS improvement and more favorable product mix 	<p>EBITDA EBIT</p>	<p>▲ +11.0%</p> <p>▲ +11.8%</p>
<ul style="list-style-type: none"> Net income – effected by currency hedges and low interest income 	<p>Net Income EpS</p>	<p>▲ +0.6%</p> <p>▲ +2.5%</p>
<ul style="list-style-type: none"> Strong Cash flow – effected by currency impacts on working capital 	<p>Operating Cash flow</p>	<p>▼ -22.9%</p>

All figures in millions of € unless stated otherwise |
Rounding differences to figures reported in €'000 are possible

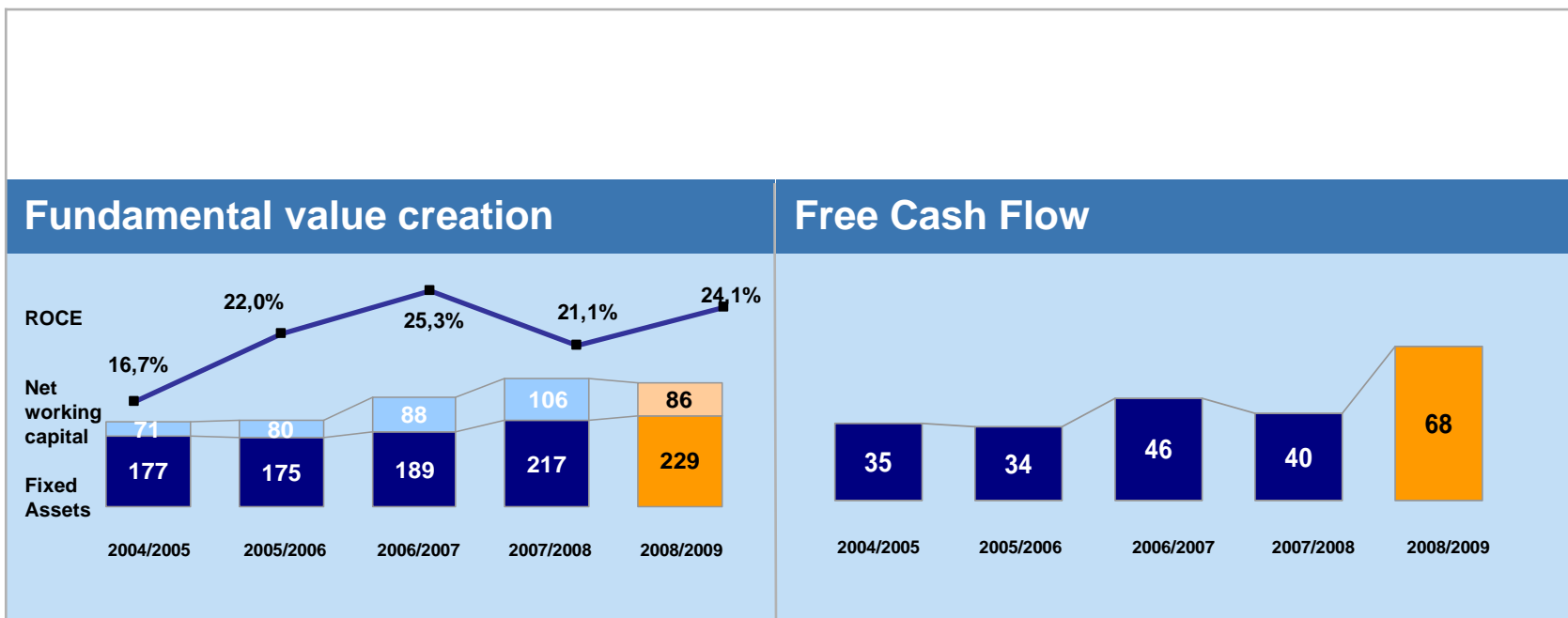
Our track record: Successful, sustainable and stable



Figures according to IFRS, except for FY 2004/2005 US-GAAP

All figures in millions of € unless stated otherwise |
Rounding differences to figures reported in € '000 are possible

... with focus on ROCE and Free Cash Flows



- Market Cap: 0,9bn EUR
- Net Cash: EUR ~320m
- EV: EUR ~670m

Figures according to IFRS, except for FY 2004/2005 US-GAAP
 $ROCE = \frac{EBIT}{Net\ Working\ Capital + Fixed\ Assets}$

All figures in millions of € unless stated otherwise |
 Rounding differences to figures reported in € '000 are possible



1 Carl Zeiss Meditec at a glance

2 Financials

3 **Looking to the future**

With RACE we have built a sound basis - it is time to continue this with a new program in FY 10/11



Rapid Achievement of Company Excellence 2010

Pushing product innovation

Measured by e.g. Blockbuster rate per SBU

- Create new gold standards (blockbusters)
- Driving additional growth (service and solution business)

Improving customer orientation

Measured by e.g. net promoter score

- Designing products to target customer needs
- Providing networking, connectivity and service
- Driving product portfolio on a better margin mix

Expanding into new markets

Measured by e.g. new markets revenue rate

- Addressing & leveraging emerging markets (products, supply chain)
- Considering external growth opportunities
- Secure brand value

Empowering people (e.g. training)

Measured by e.g. mentored employees

Achieving global process excellence

Measured by e.g. Warranty Rate

Our highlights in 2010

- | | | |
|--|----------------|---|
| ▪ AT LISA violet light filtering | January 2010 | ✓ |
| ▪ IOLMaster 500 | January 2010 | ✓ |
| ▪ LUMERA 700 – Resight | February 2010 | ✓ |
| ▪ VisuMax “All-in-One” Procedure (ReLEx) | April 2010 | ✓ |
| ▪ Launch first product with components from China production | April 2010 | ✓ |
| ▪ Expected results of clinical trials for IORT | June 2010 | ✓ |
| ▪ Set up Research Application Center in India | September 2010 | |
| ▪ Expansion of Phaco line | September 2010 | |
| ▪ VARIO 700 | October 2010 | |



What we expect for 2nd half of 2010

Conditions in world financial markets seems to be stabilizing

Our prospects and approach:

- Maintaining and expanding our market position, strong focus on emerging markets
- Ongoing investments in R&D and sales
- Follow-up Company program

We are financially and strategically fit:

- Strong balance sheet with significant free cash position
- Strong Cash flow
- Worldwide presence, customer-oriented, broad product portfolio
- Innovation leader with blockbuster projects
- Unique brand equity

Outlook:

- Revenue for FY 09/10 660m – 670m, EBIT-margin: approx. 40BP above PY
- Plan to grow faster in the following FY than FY 09/10



A comprehensive eye care portfolio by the global market leader

OUR MARKET:

- Stable, with solid underlying growth in demand
- Market growth is further enhanced by mega trends
- Attractive market segments with high entry barriers

OUR OFFERING TO THE CUSTOMER:

- Solutions for screening, diagnosis, (micro)surgery and follow-up
- Comprehensive eye-care portfolio
- Focus on workflow and image management solutions
- Developing industry connectivity and networking standards
- Product philosophy driven by simplicity, precision and efficiency

OUR COMPETITIVE POSITION:

- Unique global brand equity
- Trendsetter with well-established gold-standards since 160 years
- Global presence in sales, customer-care, engineering and manufacturing
- Excellent footing in emerging markets



Attractive growth potential combined with solid financial setup

OUR FINANCIAL PERFORMANCE:

- Solid and profitable growth since 2002
- Strong equity and cash position, no debt
- Focus on sustainable ROCE and high FCF generation
- Recurring revenue share increasing

OUR GROWTH PLANS & SHORT-TERM POTENTIAL:

- Next generation of gold-standard products
- Further expanding our business in Asia Pacific
- Becoming the leading workflow solution provider
- Screening for portfolio completion opportunities

OUR STOCK:

- Combines growth opportunity with solid dividend
- Ideal for investors who believe in long-term sustainable growth companies

Carl Zeiss Meditec



Thank you for your attention



Financial Calendar

16 Dec 2010	Annual Financial Statements 2009/2010
16 Dec 2010	Analysts' Conference, Frankfurt a. M.

Contact

Patrick Kofler, Director Investor Relations

Tel.: +49 (0) 36 41 / 2 20 - 1 15

Fax: +49 (0) 36 41 / 2 20 - 1 17

Email: investors@meditec.zeiss.com

Web: www.meditec.zeiss.com